


I N T R O D U C I N G

FOCUS 5X



FOCUS 5X



FOCUS
MOTOR YACHTS

FOCUS 5X



FOCUS
MOTOR YACHTS

FOCUS 5X



FOCUS
MOTOR YACHTS



FOCUS 5X

FOCUS
MOTOR YACHTS

FOCUS 5X



FOCUS
MOTOR YACHTS

Introducing the Focus 5X

Crafted for those who demand more, the Focus 5X combines refined design, power, and versatility in one striking form, defining the next generation of performance yachts.




FOCUS 5X



FOCUS
MOTOR YACHTS

Convertible Deck

Designed for versatility, the deck transforms in seconds from a protected indoor lounge to an open-air living space. Electric glass panels glide silently out of sight, letting you choose between complete shelter or an uninterrupted connection with the sea.



Hydraulic Hardtop Windows

A defining feature of the Focus 5X are its hardtop side windows, that can open hydraulically, transforming the deck from enclosed comfort to an open, breezy layout in seconds.


This innovation delivers the experience of two boats in one, something no other yacht in its class can match.



Electric Glass Roof

Adding to the Focus 5X's versatility, the large panoramic electric glass roof slides open at the touch of a button, flooding the deck with natural light and sea breeze.

Together with the hydraulic side windows, it creates the feeling of a true open cruiser while maintaining the protection and comfort of a hardtop.



Full-width transformer swim platform

The hydraulic platform can be raised for easy shore access or lowered into the water for swimming and tender handling.

Max. lift distance: 70 cm

Max. drop distance: 90 cm

Max. weight: 450 kg





FOCUS 5X




FOCUS
MOTOR YACHTS

Integrated Dinghy Garage

Smartly concealed beneath the aft deck, the dinghy garage offers quick and effortless access.

When the hydraulic swim platform is lowered, the door opens to let the tender slide smoothly into the water, keeping launch and recovery simple, clean, and fast.

The recommended tender for this configuration is the Williams TurboJet 285.



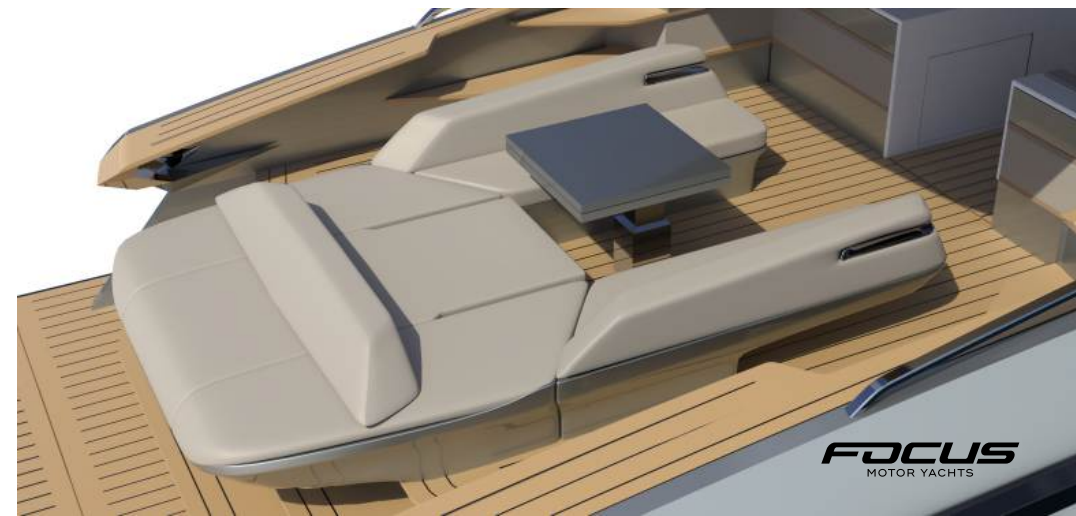
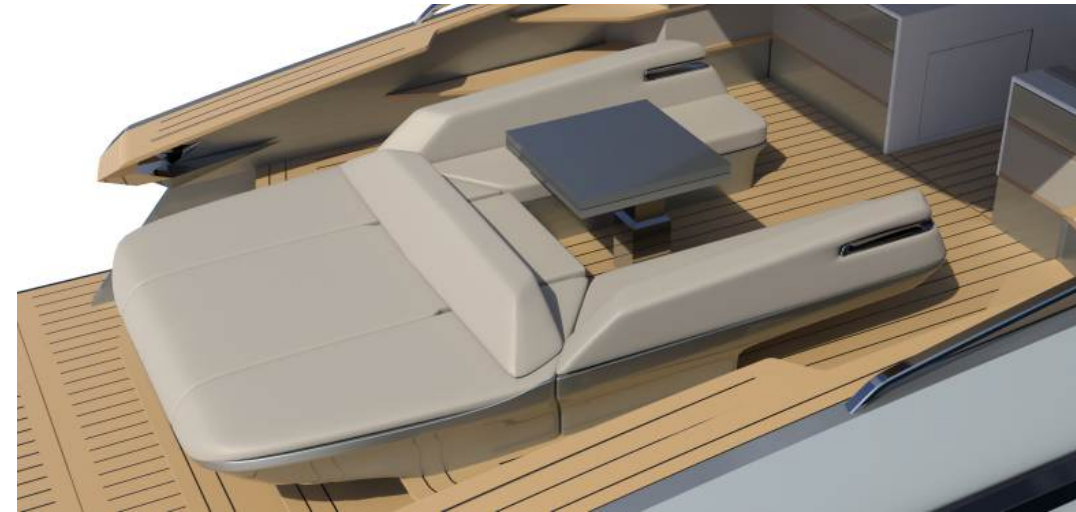
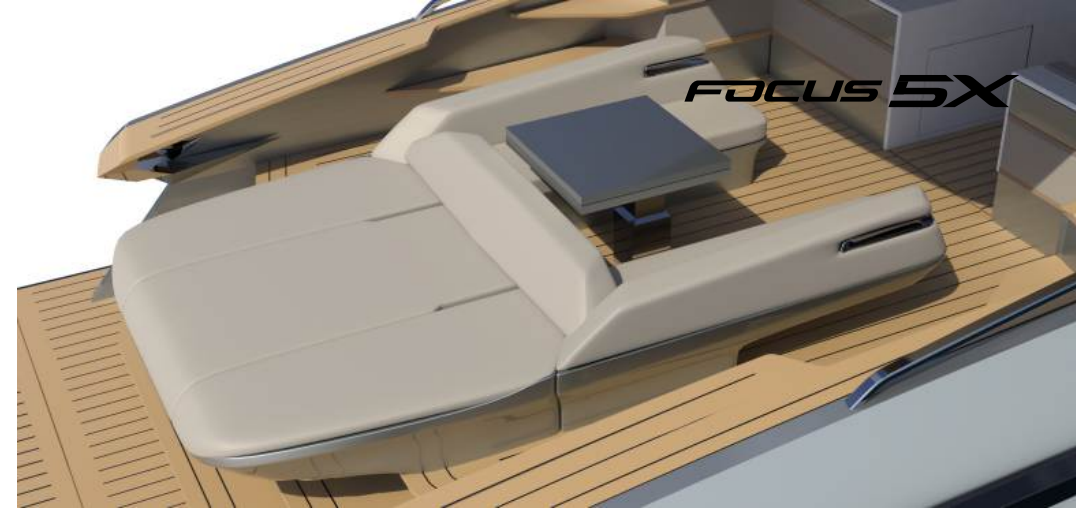
Integrated Dinghy Garage



Adjustable Aft Sunbed

The aft sunbed features a sliding backrest that moves forward or backward to suit any occasion.

Push it forward to extend the sunbed into a larger lounging area, or slide it back to create a spacious seating zone around the table.



Forward Sunbed Lounge

The spacious bow area transforms from a full sunbed into a welcoming lounge.

A central table rises at the touch of a button, creating the perfect spot to enjoy drinks, snacks, or a sunset at anchor.



Integrated Rubber Fender

A thick, continuous rubber fender runs along the entire hull, seamlessly built into the design.

It protects the boat during docking and close maneuvering while preserving the sleek, sporty lines of the Focus 5X.



Awlgrip & Vinylester Protection

All yacht surfaces finished in Awlgrip are laminated using high-quality vinylester resin, ensuring superior resistance to osmosis and long-term structural integrity.

This combination preserves the yacht's color, and flawless appearance for years of use at sea, even under the most demanding weather conditions.



FOCUS 5X



FOCUS
MOTOR YACHTS

Split side decks extend toward the stern, creating extra space and allowing more room for socializing on board.

Large dedicated bar area.

Lounge seating beside the helm offers a comfortable spot to relax and enjoy the view while staying close to the action.

Central helm for perfect control and visibility.



FOCUS 5X



FOCUS
MOTOR YACHTS

Increased Interior height

The Focus 5X will be custom built with increased dimensions to ensure exceptional comfort.

The interior and cockpit will feature a minimum standing height of 2.15 meters, while the master cabin will include an extended 2.25 meter long bed, offering generous space and unrestricted comfort for everyone.



Dual-System Reliability

To ensure maximum reliability and comfort, this Focus 5X will be equipped with doubled key components, such as dual air-conditioning units.

This approach provides consistent performance, improved redundancy, and uninterrupted operation at all times.



Your Yacht your way


The Focus 5X comes with full personalization included as standard, ensuring every yacht is built as a true one-off.

Clients are free to define the exterior color, interior wood finishes, Flexiteek decking style, upholstery materials, as well as the finishes of all metal details such as railing and fixtures.

Each yacht begins its journey with a dedicated design consultation, where the key personalization elements are reviewed together with the client. This is the starting point of a longer process, during which details are further refined and finalized.

These selections are not treated as optional extras but as an integral part of the build process.





Interior layout

3 CABIN VERSION



LOUNGE VERSION




Engineered for Supreme Seaworthiness

The Focus 5X is engineered for total reliability in demanding conditions.

Its deep-V hull, hand-laid fiberglass construction, and closed-cell core ensure exceptional rigidity and impact resistance.

Structural bulkheads and furniture elements are fully integrated into the hull, adding strength through the layout itself.


Combined with rigorous sea testing, this hand-built approach delivers unwavering performance and safety in any weather.



Engines Options


2 X MAN i6 - 850 HP (shaft drives)

- 625 kW (850 HP) output power



2 X Volvo Penta D11 IPS 950 (pod drives)

- 533 kW (725 HP) output power



Engines Options Comparisson

	OPTION 1 2 x MAN i6-850 (2x 850 hp) Shaft Drive	OPTION 2 2 x Volvo Penta D11 IPS 950
Overview:	<p>The MAN i6-850 configuration offers the most powerful and mechanically robust setup for the Focus 5X. With a total of 1,700 hp and traditional shaft propulsion, this system delivers outstanding reliability, direct response, and confident handling even in demanding offshore conditions.</p>	<p>The Volvo Penta IPS 950 system introduces cutting-edge efficiency and intuitive control to the Focus 5X. Its forward-facing pod drives with individually steerable propellers deliver outstanding acceleration, low noise, and effortless handling through the Volvo joystick system.</p>
Cruising speed:	26 – 30 kn	25 – 29 kn
Top speed:	36 – 40 kn	33 – 37 kn
Fuel consumption @ cruise:	≈ 200 – 235 L/h (total)	≈ 180 – 205 L/h (total)
Fuel consumption @ WOT:	≈ 310 – 340 L/h (total)	≈ 265 – 285 L/h (total)
Range @ cruise:	≈ 250 – 340 nm	≈ 275 – 360 nm
Key Advantages:	<ul style="list-style-type: none"> • Highest performance and torque for heavy-load operation • Proven global service network and long-term reliability • Excellent balance and seaworthiness for extended cruising 	<ul style="list-style-type: none"> • Up to 15 % better propulsive efficiency vs shafts • Quieter operation and lower vibration • Joystick docking and optional Dynamic Positioning System • Compact installation with additional space in the engine room
Considerations:	<ul style="list-style-type: none"> • Slightly higher fuel burn at equal speeds vs pod systems • More mechanical vibration than pod drives • Docking relies more on thrusters and skipper precision 	<ul style="list-style-type: none"> • Higher maintenance cost for pod units • Greater underwater vulnerability in case of grounding • Slightly less total power reserve under heavy load
Summary:	<p>This setup is ideal for owners seeking the classic feel of a powerful, traditional shaft yacht—solid, responsive, and built for serious performance.</p>	<p>This configuration suits owners who prioritise refinement, fuel efficiency, and absolute ease of control – delivering the most effortless Focus 5X experience in port and at sea.</p>

Humphree Active Trim & Stabilisation System

The Focus 5X will be equipped with the Humphree Active Trim & Stabilisation System to deliver superior handling and comfort at sea.

This system provides:

- Automatic Trim Control – optimises running trim for best speed, handling and efficiency.
- Automatic List Control – maintains balance against uneven load or crosswinds.
- Coordinated Turn Control – reduces heeling in turns for smoother, safer manoeuvres.

By integrating Humphree's high-speed interceptors and digital control, the Focus 5X will offer unmatched ride control and stability – enhancing performance, safety and onboard comfort.



TECHNICAL DATA

Overall length:	16.50 m / 54 ft
Beam:	4.43 m / 14.5 ft
Fuel capacity:	2500 l / 660 gal
Fresh water capacity:	450 l / 120 gal
Cabins:	2 or 3
Bathrooms:	3
Declaration of Conformity:	CE / ABYC
Design category:	B



STANDARD EQUIPMENT

CUSTOMIZATION

- Entire yacht finished in custom Awlgrip color
- Custom premium marine upholstery for exterior and interior
- Choice of real teak or custom-tone Flexiteek, across deck, side decks, and interior flooring
- Custom selection of interior wood finish and tone
- Custom Isotta steering wheel model, with personalized finish
- Kitchen appliances in custom color (Miele)
- Water taps and fixtures in custom color and finish (Elka Design Milano)

DECK

- Carbon-fiber detailing on dashboard and wet-bar
- Flush-mounted deck fittings for a clean, uncluttered look
- Integrated LED deck lighting for evening ambiance
- Cockpit and foredeck sunshades with carbon-fiber poles
- Tailored deck rain covers

INTERIOR

- Meticulously crafted joinery with refined detailing and soft-close cabinetry
- Adjustable ambient LED lighting with custom scene modes
- Premium bedding sets, embroidered with the yacht's logo
- Panoramic hull windows for abundant natural light
- Fully equipped galley with marine tableware
- Acoustic insulation and concealed air-conditioning vents for quiet comfort
- Hidden storage and power outlets for a clean, minimalist interior

MECHANICAL SYSTEMS

- Hydraulic hardtop windows
- Hydraulic dinghy garage
- Transformer hydraulic swim platform
- Electric glass roof
- Diesel generator 6kVA (WhisperPower Piccolo 6)
- Bow and stern thrusters for precision maneuvering (Vetus)
- Active trim stabilization (Humphree)
- Dual air conditioning system (32.000 BTU)
- Stainless steel black and grey-water tanks, with automatic discharge control

NAVIGATION & ELECTRONICS

- GPS: 2 X Garmin 16", + 1 X Garmin 15" ultrawide screens
- VHF: Simrad NAIS 500, AIS with antenna
- Autopilot
- Parking camera system
- Wireless remote control for anchor, thrusters, and platform
- Inverter
- Underwater LED lights (4 on stern)
- JL Audio premium sound system (10 speakers + 2 subwoofers)

PRICE LIST:

ENGINES:

2 x Volvo Penta D11 IPS 950 (pod drives)

2 x MAN I6 850 (shaft drives)

MECHANICAL SYSTEMS

Convertible deck layout

Diesel generator upgrade 15kVA (WhisperPower Piccolo 15)

Watermaker (Schenker Smart 100)

Gyro stabiliser

Additional 16.000 BTU airconditioning system in cockpit

NAVIGATION & ELECTRONICS

Garmin 360 Surround view camera system

Nightvision camera (Syonix)

Radar (Garmin)

Underwater LED lights upgrade: 5 on stern + 2 on each side

JD Audio signature-series upgrade (16 speakers + 2 subwoofers)

Starlink internet antenna

WATER TOYS

Integrated Jet Ski mount

Williams TurboJet 285 tender

Awake board (Ravic S) with integrated storage, incl. charger

Seabob F9S, with integrated storage, incl. charger

MISCELLANEOUS

Custom Winter cover

PRE-DELIVERY INSPECTION

Before delivery, a sea trial and full inspection of the boat can be done at the Focus Motor Yachts HQ in Wanssum, The Netherlands.

During the visit final details and definitions can also be adjusted.





FOCUS MOTOR YACHTS B.V.
Geijsterseweg 10, 5861 BL Wanssum
The Netherlands

T: +31 20 8080672
info@focus-motoryachts.com
www.focus-motoryachts.com