



FOCUS 5X

FOCUS 5X



FOCUS
MOTOR YACHTS

FOCUS 5X



FOCUS
MOTOR YACHTS

FOCUS 5X



FOCUS
MOTOR YACHTS

FOCUS 5X



FOCUS
MOTOR YACHTS

FOCUS 5X



FOCUS
MOTOR YACHTS

FOCUS 5X



FOCUS
MOTOR YACHTS


FOCUS 5X



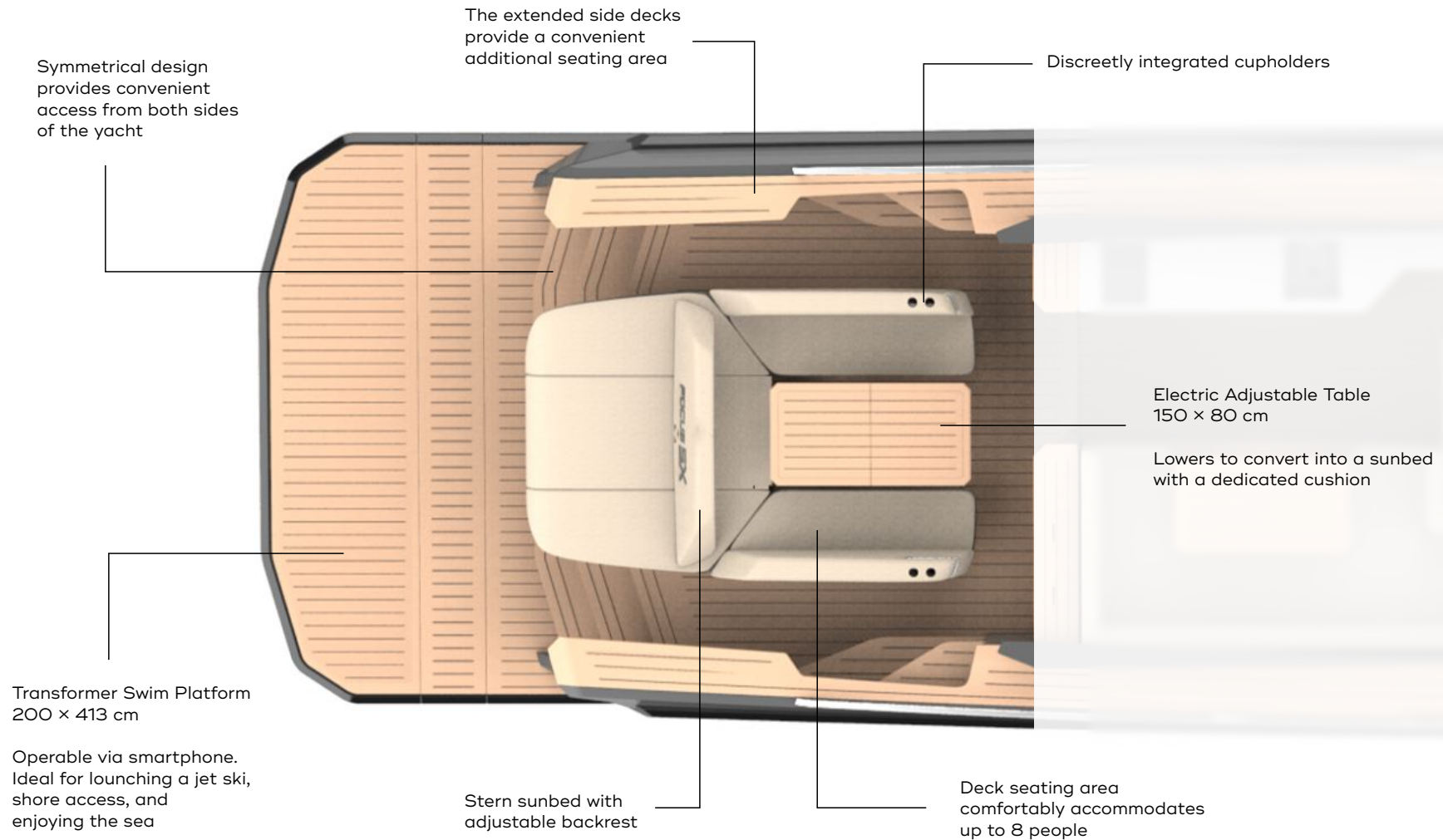
FOCUS
MOTOR YACHTS



Deck Layout



Aft Deck Features



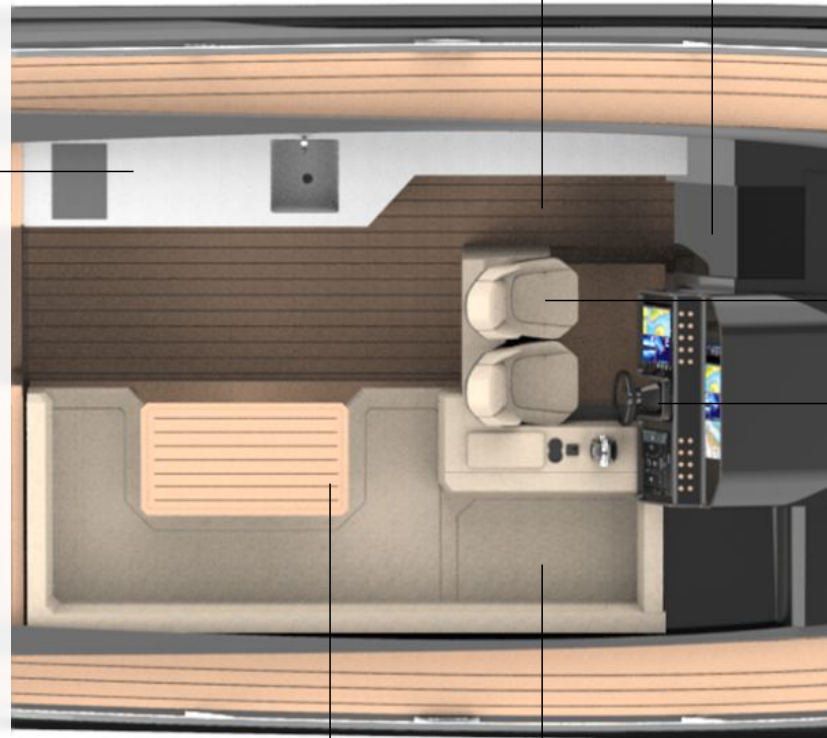
Cockpit Features

The cockpit area can be fully enclosed and air-conditioned, providing a comfortable, climate-controlled space.

Access to the interior can be closed with a glass door, allowing the interior to remain air-conditioned when the cockpit area is open

Cockpit bar equipped with:

- Vitrifrigo wine cooler (DCW46)
- Vitrifrigo ice maker (IM CL OCX2 Hydro)
- Vitrifrigo fridge-freezer (C90iX OCX2)
- Miele induction cooker with downdraft extractor and grill plate
- Miele dishwasher



Electrically adjustable seats for optimal comfort and positioning

Center aligned dashboard for most enjoyable driving experience and improved control

Cockpit electric adjustable table 130 x 70 cm

Lounge area next to the pilot seats, fitted with cushions for added comfort

Can lower to convert into a bed with a dedicated cushion

Interior layout options



Interior Features

Washer / dryer combo unit
Ventless Marine; with Heavy-duty
springs and shock absorbers

Stainless steel fridge-freezer 216 lit
(Vitrifrigo DP260iXD OCX2)

Across the interior the minimum
standing height is 2.15 meters





Bathroom with
separate shower

Seating area
can easily convert
to an additional bed

Bathroom with
separate shower

Focus 5X MOODBOARD





Your Yacht your way

The Focus 5X comes with full personalization included as standard, ensuring every yacht is built as a true one-off.

Clients are free to define the exterior color, interior wood finishes, Flexiteek decking style, upholstery materials, as well as the finishes of all metal details such as railing and fixtures.

Each yacht begins its journey with a dedicated design consultation, where the key personalization elements are reviewed together with the client. This is the starting point of a longer process, during which details are further refined and finalized.

These selections are not treated as optional extras but as an integral part of the build process.





Awlgrip & Vinylester Protection

All yacht surfaces finished in Awlgrip are laminated using high-quality vinylester resin, ensuring superior resistance to osmosis and long-term structural integrity.

This combination preserves the yacht's color, and flawless appearance for years of use at sea, even under the most demanding weather conditions.



FOCUS 5X



FOCUS
MOTOR YACHTS

Hydraulic Hardtop Windows

A defining feature of the Focus 5X are its hardtop side windows, that can open hydraulically, transforming the deck from enclosed comfort to an open, breezy layout in seconds.

This innovation delivers the experience of two boats in one, something no other yacht in its class can match.



Hydraulic Hardtop Windows

The hydraulic side windows have already been used on the Focus 3X model, and have proven to be a very useful and unique feature.

The hydraulic mechanism, as opposed to electric, provides a very robust and reliable operation.



Convertible Deck

The same proven hydraulic system used for the cockpit side windows on the Focus 3X is applied on the Focus 5X, enabling the cockpit to be fully enclosed.



Convertible Deck

The convertible deck glass system is divided into four sections, engineered to enable a fully open and unobstructed deck layout.

- The two side glass panels lower into dedicated compartments using the same proven hydraulic system as the cockpit windows on the Focus 3X
- In the center, the upper glass panel folds upward into an integrated space within the hardtop
- The lower central panel slides laterally into its side compartment

Together, this configuration allows the entire deck area to be opened without any visible glass sections, creating a clean and continuous space. The system is designed for long-term durability, with a strong and secure construction suited for regular use in all conditions.




Electric Glass Roof

Adding to the Focus 5X's versatility, a large panoramic electric glass roof slides open at the touch of a button, bringing natural light and airflow into the deck.

Together with the hydraulic side windows, it creates the feel of a true open cruiser while retaining the protection of a hardtop.

The system is supplied by **Trend Marine** and has proven reliable on the Focus Power 44 and Focus 3X models.

Different glass tint options are available to match the client's preference.



Full-width transformer swim platform

The hydraulic platform can be raised for easy shore access or lowered into the water for swimming and tender handling.

Max. lift distance: 70 cm

Max. drop distance: 90 cm

Max. weight: 450 kg



Full-width transformer swim platform

Developed and proven across previous models, this system has become a must-have feature of the Focus range.

It provides safe and effortless access to the yacht, effectively replacing a traditional gangway. Operation via smartphone adds an extra layer of control and security, allowing the platform to be deployed only when required.

When lowered into the water, it also functions as a comfortable and practical alternative to fixed swim ladders.




Integrated Dinghy Garage

Smartly concealed beneath the aft deck, the dinghy garage offers quick and effortless access.

When the hydraulic swim platform is lowered, the door opens to let the tender slide smoothly into the water, keeping launch and recovery simple, clean, and fast.

The recommended tender for this configuration is the **Williams TurboJet 285**.



Integrated Dinghy Garage



Williams TurboJet 285

The Williams TurboJet 285 is a fast and reliable jet tender, recommended for the tender garage of the Focus 5X.

Its compact dimensions and high performance make it well suited for both transport and leisure use.

It offers full color customization to match the yacht, while its powerful engine even enables water sports use.

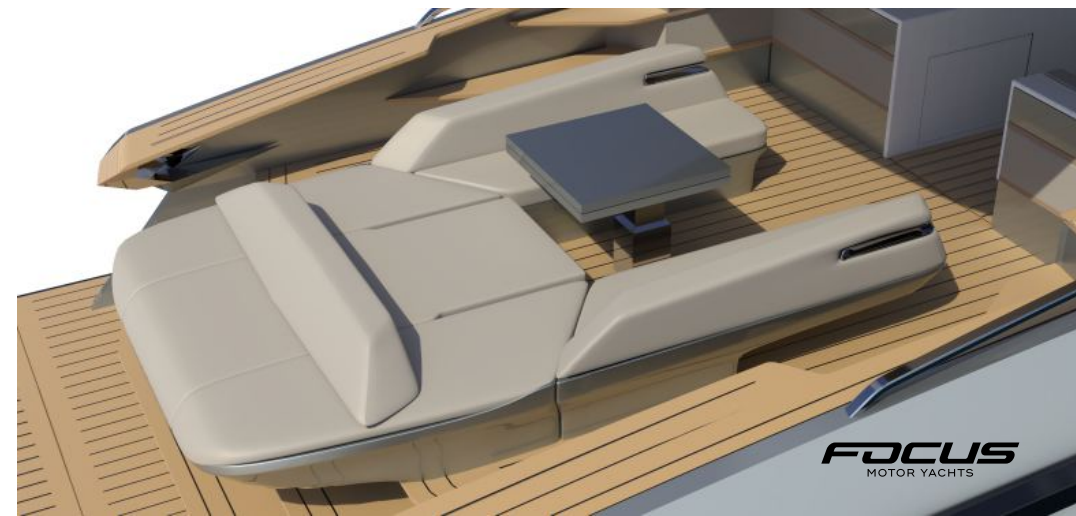
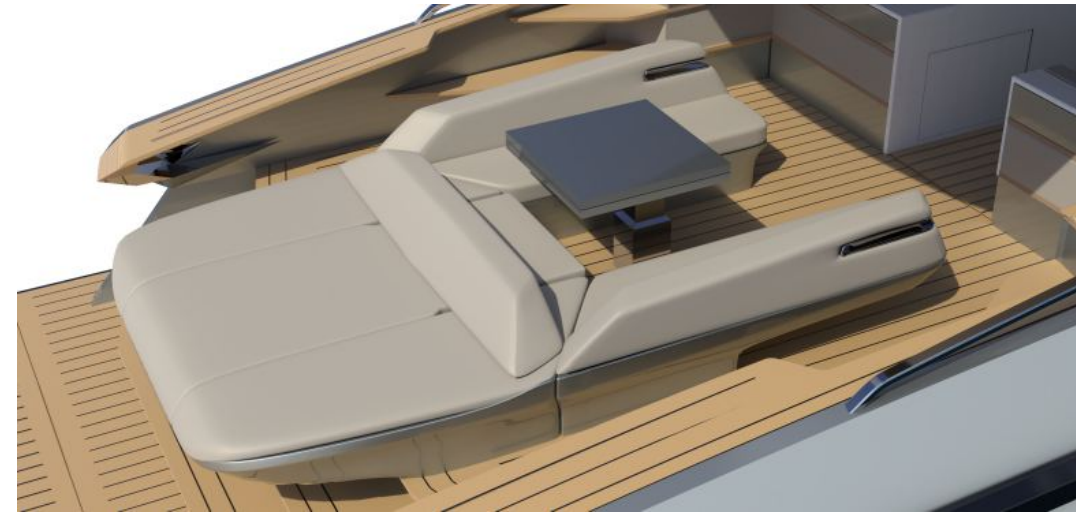
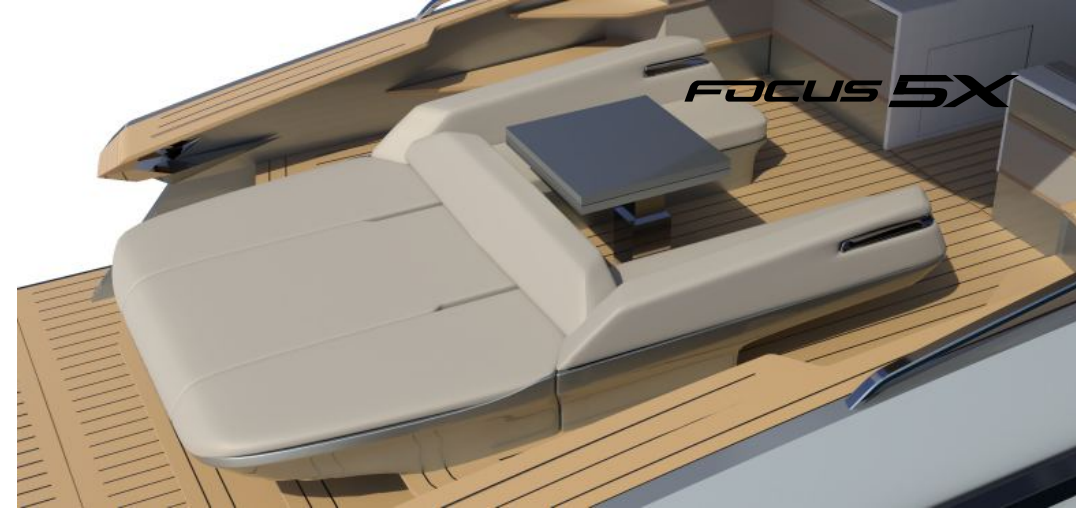
- Overall length 2.90 m
- Beam 1.69 m
- Capacity 3–4 persons
- Dry weight 300 kg
- Engine Rotax ACE 903 – 90 hp
- Top speed 74 km/h



Adjustable Aft Sunbed

The aft sunbed features a sliding backrest that moves forward or backward to suit any occasion.


Push it forward to extend the sunbed into a larger lounging area, or slide it back to create a spacious seating zone around the table.



Forward Sunbed Lounge

The spacious bow area transforms from a full sunbed into a welcoming lounge.

A central table rises at the touch of a button, creating the perfect spot to enjoy drinks, snacks, or a sunset at anchor.



Magnetic Glassware System

The Focus 5X features a fully integrated magnetic system, designed to keep glasses and tableware securely in place while underway.

Tables, bar tops, and other key surfaces incorporate hidden metal layers, allowing magnetic glassware to stay fixed on the surface, even in motion.

This ensures a more comfortable onboard experience, eliminating the need for many cupholders while maintaining a clean and seamless design.



Sea Cinema

A quick-setup Sea Cinema that turns the Focus 5X aft deck into an open-air cinema in minutes.



Integrated Rubber Fender

A thick, continuous rubber fender runs along the entire hull, seamlessly built into the design.

It protects the boat during docking and close maneuvering while preserving the sleek, sporty lines of the Focus 5X.




Engineered for Supreme Seaworthiness

The Focus 5X is engineered for total reliability in demanding conditions.

Its deep-V hull, hand-laid fiberglass construction, and closed-cell core ensure exceptional rigidity and impact resistance.

Structural bulkheads and furniture elements are fully integrated into the hull, adding strength through the layout itself.


Combined with rigorous sea testing, this hand-built approach delivers unwavering performance and safety in any weather.



Engines Options


2 X MAN i6 - 850 HP (shaft drives)

- 625 kW (850 HP) output power



2 X Volvo Penta D11 IPS 950 (pod drives)

- 533 kW (725 HP) output power



Engines Options Comparisson

| | OPTION 1 2 x MAN i6-850 (2x 850 hp) Shaft Drive | OPTION 2 2 x Volvo Penta D11 IPS 950 |
|----------------------------|--|---|
| Overview: | <p>The MAN i6-850 configuration offers the most powerful and mechanically robust setup for the Focus 5X. With a total of 1,700 hp and traditional shaft propulsion, this system delivers outstanding reliability, direct response, and confident handling even in demanding offshore conditions.</p> | <p>The Volvo Penta IPS 950 system introduces cutting-edge efficiency and intuitive control to the Focus 5X. Its forward-facing pod drives with individually steerable propellers deliver outstanding acceleration, low noise, and effortless handling through the Volvo joystick system.</p> |
| Cruising speed: | 26 – 30 kn | 25 – 29 kn |
| Top speed: | 36 – 40 kn | 33 – 37 kn |
| Fuel consumption @ cruise: | ≈ 200 – 235 L/h (total) | ≈ 180 – 205 L/h (total) |
| Fuel consumption @ WOT: | ≈ 310 – 340 L/h (total) | ≈ 265 – 285 L/h (total) |
| Range @ cruise: | ≈ 250 – 340 nm | ≈ 275 – 360 nm |
| Key Advantages: | <ul style="list-style-type: none"> • Highest performance and torque for heavy-load operation • Proven global service network and long-term reliability • Excellent balance and seaworthiness for extended cruising | <ul style="list-style-type: none"> • Up to 15 % better propulsive efficiency vs shafts • Quieter operation and lower vibration • Joystick docking and optional Dynamic Positioning System • Compact installation with additional space in the engine room |
| Considerations: | <ul style="list-style-type: none"> • Slightly higher fuel burn at equal speeds vs pod systems • More mechanical vibration than pod drives • Docking relies more on thrusters and skipper precision | <ul style="list-style-type: none"> • Higher maintenance cost for pod units • Greater underwater vulnerability in case of grounding • Slightly less total power reserve under heavy load |
| Summary: | <p>This setup is ideal for owners seeking the classic feel of a powerful, traditional shaft yacht—solid, responsive, and built for serious performance.</p> | <p>This configuration suits owners who prioritise refinement, fuel efficiency, and absolute ease of control – delivering the most effortless Focus 5X experience in port and at sea.</p> |

Seakeeper 6 – gyro stabilizer

The Seakeeper 6 packs a punch. Designed to eliminate up to 95% of boat roll on boats up to ~24 tons, vessels ~44-52 feet, the Seakeeper 6 provides 6,000 N-M-S of stabilizing power in a compact, efficient package.



Humphree Active Trim & Stabilisation System

The Focus 5X will be equipped with the Humphree Active Trim & Stabilisation System to deliver superior handling and comfort at sea.

This system provides:

- Automatic Trim Control – optimises running trim for best speed, handling and efficiency.
- Automatic List Control – maintains balance against uneven load or crosswinds.
- Coordinated Turn Control – reduces heeling in turns for smoother, safer manoeuvres.

By integrating Humphree's high-speed interceptors and digital control, the Focus 5X will offer unmatched ride control and stability – enhancing performance, safety and onboard comfort.



Fischer Panda 15000i PMS - Generator

The Panda 15000i is your future-ready generator solution. Experience uncompromising quality, advanced energy efficiency, and modular system compatibility.

- Optimized for low-load operation (<50%)
- Ultra-quiet thanks to variable speed control
- High energy efficiency with PMG technology
- Compact and lightweight

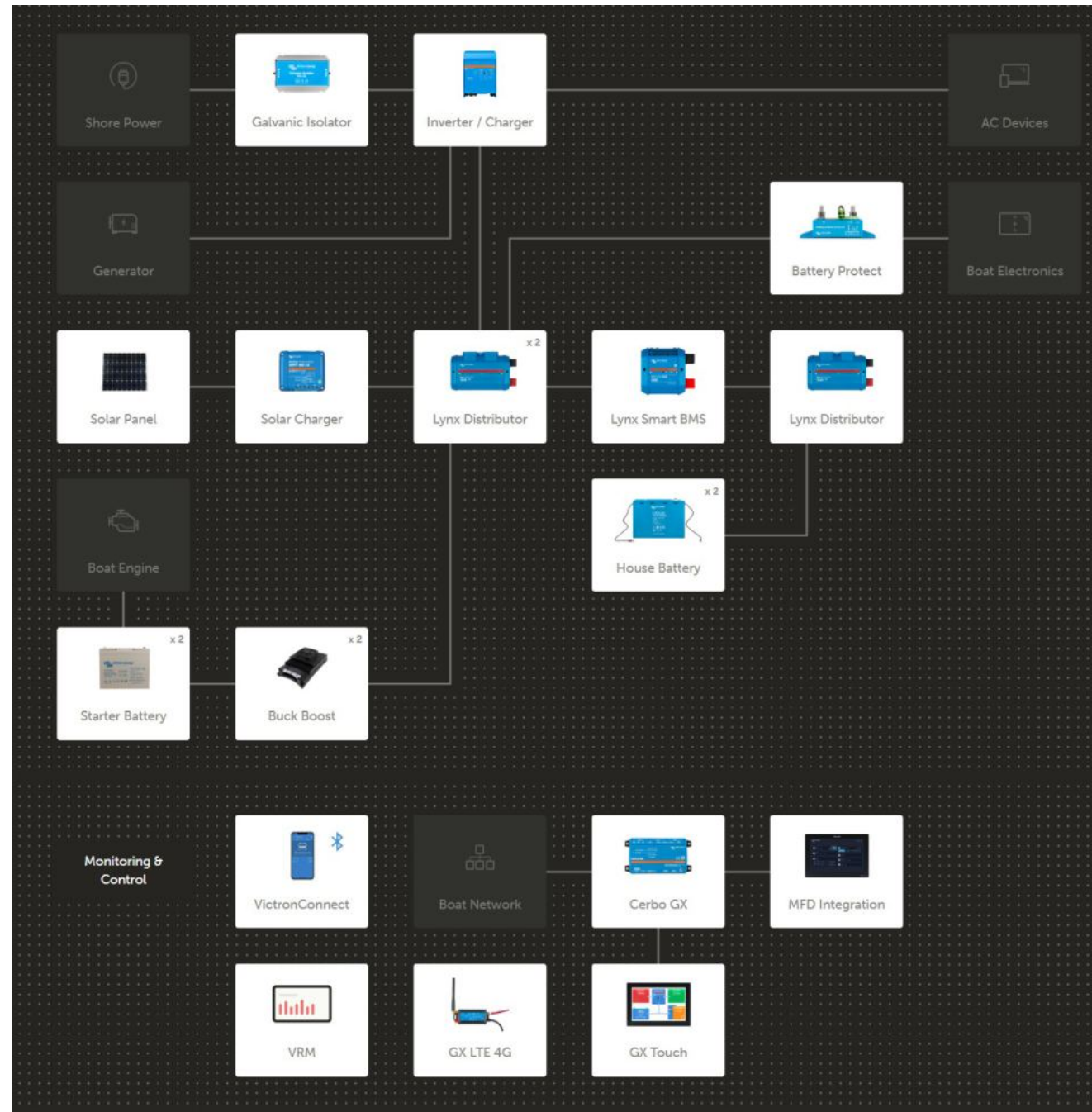


Victron Energy

The Focus 5X is equipped with a complete Victron Energy system, integrating all onboard power sources into a single AC/DC network.

Victron is known for its robust marine-grade components, high efficiency, and reliable long-term performance, widely used across both leisure and professional vessels.

The system manages shore power, generator, alternators, and battery banks through inverter/charger units, with advanced monitoring and mobile app control enabling real-time management, optimized load distribution, and reduced generator runtime.



Air-conditioning

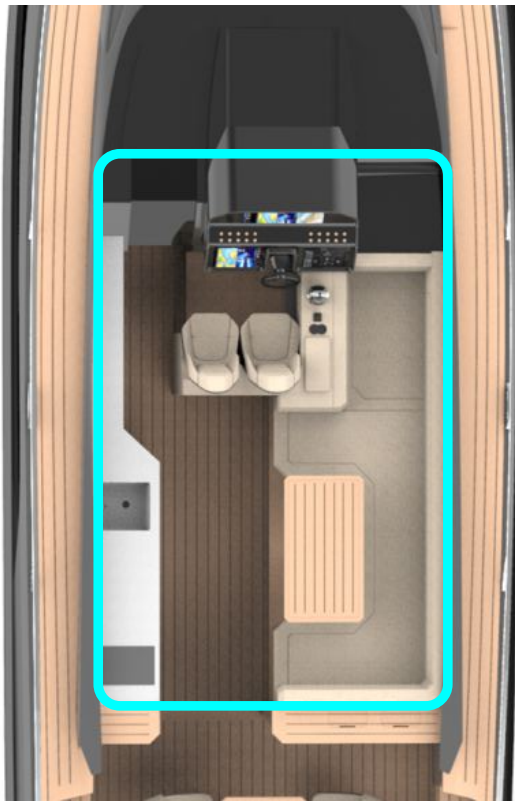
To ensure maximum comfort for all guests on board, the air-conditioning system operates across four independent zones, allowing precise climate control in each area of the yacht.

Airconditioning model:

BlueCool VX-Series

Cooling Capacity 48,000 [BTU/h]

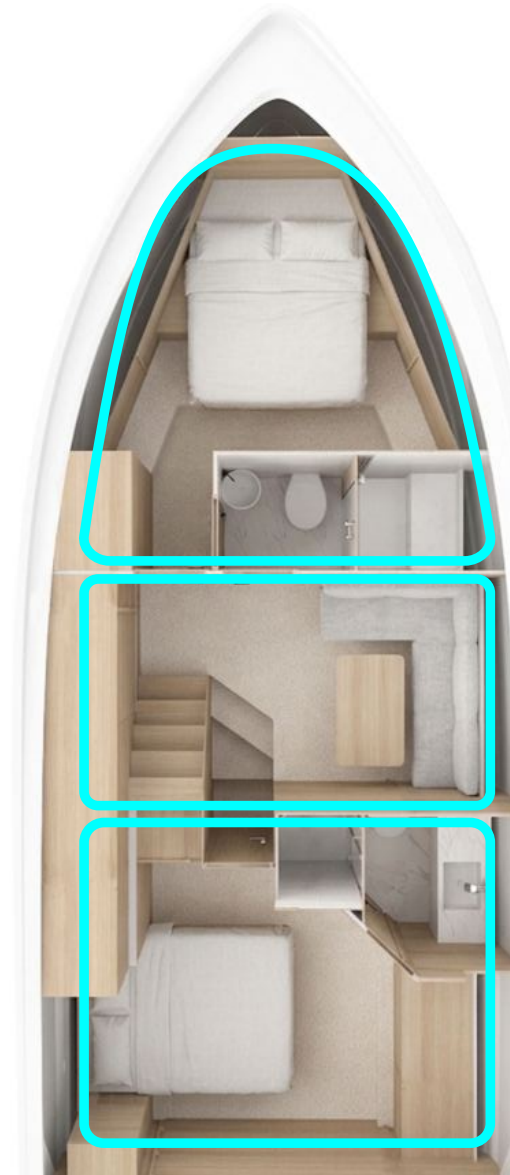
Heating Capacity 58,000 [BTU/h]



Zone 1
Cockpit

When the top, side and deck windows are fully closed, the cockpit becomes a completely enclosed space.

This allows the air-conditioning system to efficiently cool the entire cockpit area, ensuring a controlled and comfortable environment in all conditions.



Zone 2
Guest cabin

Zone 3
Saloon

Zone 4
Master cabin

Watermaker – Schenker Zen 150

The Focus 5X can be equipped with the Schenker Zen 150 watermaker, providing a continuous onboard supply of fresh water for extended cruising.

With a production capacity of 150 L/h and low energy consumption of around 600 W, it ensures high output with efficient operation, supported by an advanced energy recovery system.

This significantly increases the yacht's autonomy, reducing reliance on marinas and allowing longer stays at anchor with full onboard comfort.



PRE-DELIVERY INSPECTION

Before delivery, a sea trial and full inspection of the boat can be done at the Focus Motor Yachts HQ in Wanssum, The Netherlands.

During the visit final details and definitions can also be adjusted.



TECHNICAL DATA

| | |
|----------------------------|------------------|
| Overall length: | 16.50 m / 54 ft |
| Beam: | 4.43 m / 14.5 ft |
| Fuel capacity: | 2500 l / 660 gal |
| Fresh water capacity: | 450 l / 120 gal |
| Cabins: | 2 or 3 |
| Bathrooms: | 3 |
| Declaration of Conformity: | CE / ABYC |
| Design category: | B |



STANDARD EQUIPMENT

CUSTOMIZATION

- Entire yacht finished in custom Awlgrip color
- Custom premium marine upholstery for exterior and interior
- Choice of real teak or custom-tone Flexiteek, across deck, side decks, and interior flooring
- Custom selection of interior wood finish and tone
- Custom Isotta steering wheel model, with personalized finish
- Kitchen appliances in custom color (Miele)
- Water taps and fixtures in custom color and finish (Elka Design Milano)

DECK

- Carbon-fiber detailing on dashboard and wet-bar
- Flush-mounted deck fittings for a clean, uncluttered look
- Integrated LED deck lighting for evening ambiance
- Cockpit and foredeck sunshades with carbon-fiber poles
- Tailored deck rain covers

INTERIOR

- Meticulously crafted joinery with refined detailing and soft-close cabinetry
- Adjustable ambient LED lighting with custom scene modes
- Premium bedding sets, embroidered with the yacht's logo
- Panoramic hull windows for abundant natural light
- Fully equipped galley with marine tableware
- Acoustic insulation and concealed air-conditioning vents for quiet comfort
- Hidden storage and power outlets for a clean, minimalist interior

MECHANICAL SYSTEMS

- Hydraulic hardtop side windows
- Hydraulic dinghy garage
- Transformer hydraulic swim platform
- Electric glass roof
- Diesel generator (Fischer Panda 15000i PMS / FPMA3005)
- Victron Quattro 24/8000 Inverter/Charger
- Bow thruster (Vetus Bow Pro Boosted 130 kg 12-24 V)
- Stern thruster (Vetus Bow Pro Boosted 150 kgf 12-24 V)
- Active trim stabilization (Humphree)
- Air conditioning system BlueCool VX-Series
- Stainless steel black and grey-water tanks, with automatic discharge control
- Washer / dryer combo unit (Ventless Marine; with Heavy-duty springs and shock absorbers)
- Built-under fresh-water dishwasher (Miele)
- Stainless steel fridge-freezer in saloon 216 lit (Vitrifrigo DP260iXD OCX2)
- Windlasses (Quick - Dave 2300 W)

NAVIGATION & ELECTRONICS

- GPS: 2 X Garmin 16", + 1 X Garmin 15" ultrawide screens (GPSMAP® 2416xsv, GPSMAP® 1523xsv)
- VHF: Simrad NAIS 500, AIS with antenna
- Autopilot
- Parking camera system
- Wireless remote control for anchor, thrusters, and platform
- Inverter
- Underwater LED lights (4 on stern)
- JL Audio premium sound system (10 speakers + 2 subwoofers)

OPTIONAL EQUIPMENT:

ENGINES:

2 x Volvo Penta D11 IPS 950 (pod drives)

2 x MAN I6 850 (shaft drives)

MECHANICAL SYSTEMS

Convertible deck layout

Watermaker (ZEN; 150 lit/h (39.6 Gal/h))

Gyro stabiliser (Seakeeper 6)

Additional 16.000 BTU airconditioning system in cockpit

NAVIGATION & ELECTRONICS

Garmin 360 Surround view camera system

Nightvision camera (Syonix)

Radar (Garmin)

Underwater LED lights upgrade: 5 on stern + 2 on each side

JD Audio signature-series upgrade (16 speakers + 2 subwoofers)

Starlink internet antenna

WATER TOYS

Integrated Jet Ski mount

Williams TurboJet 285 tender

Awake board (Ravic S) with integrated storage, incl. charger

Seabob F9S, with integrated storage, incl. charger

MISCELLANEOUS

Custom Winter cover



FOCUS MOTOR YACHTS B.V.
Geijsterseweg 10, 5861 BL Wanssum
The Netherlands

T: +31 20 8080672
info@focus-motoryachts.com
www.focus-motoryachts.com